

JEWISH CHALLENGE


B"H

What is the Hebrew date of the start of Pesach, and how many days is Pesach?

Translate these word into Hebrew.

Father _____

Mother _____

 ALEPH BET
Hebrew School
LUBAVITCH NJ RUDIS COUNTY

JEWISH CHALLENGE


B"H

What is the Hebrew date of the start of Pesach, and how many days is Pesach?

Translate these word into Hebrew.

Father _____

Mother _____

 ALEPH BET
Hebrew School
LUBAVITCH NJ RUDIS COUNTY

JEWISH CHALLENGE


B"H

What is the Hebrew date of the start of Pesach, and how many days is Pesach?

Translate these word into Hebrew.

Father _____

Mother _____

 ALEPH BET
Hebrew School
LUBAVITCH NJ RUDIS COUNTY

JEWISH CHALLENGE


B"H

What is the Hebrew date of the start of Pesach, and how many days is Pesach?

Translate these word into Hebrew.

Father _____

Mother _____

 ALEPH BET
Hebrew School
LUBAVITCH NJ RUDIS COUNTY